







Starting Sequence

Visual Signal		Sound Signal	Time to Start	Meaning
Raise Blue Flag		1 long horn	35 Min. +/-	Harbor Warning
Lower Blue Flag		1 long horn	6 Min. +/-	Courtesy Signal
Raise White Flag		1 horn	5 Minutes	Warning
Raise Code "P" Flag		1 horn	4 Minutes	Preparatory
Lower Code "P" Flag		1 long horn	1 Minute	1 Minute to Start
Lower White Flag		1 horn	0	Start

Orange Flags should be at the top of the mast of the Committee Boat and on the Starting Pin at all times.

These define the Start/Finish Line.

Flags are the official time signal and MUST BE ACCURATE. Horns only call attention to the Flags.

Raise the Blue Flag as you sound the Harbor Warning. Use it as a wind indicator while setting the course.

Lower the Blue Flag 6 minutes before the start of the first race, to notify racers the sequence is about to begin.

Raise the Blue Flag after all boats have started properly, or if some boats are still OCS, 4 minutes after the Start.

The Blue Flag signifies you are On Station at the Finish Line.

Lower the Blue Flag 6 minutes before the start of the next race, and repeat the sequence.